



AudiTour

Wireless Tour Guide System



Interactive User Guide

Version 1.9

Start Setup

< Back



Main Menu

1. Before You Start
2. Buttons & Indicators
3. How to Charge
4. Use as a Set
5. How to Turn On/Off
6. Use Landyard
7. FAQ & Troubleshooting
8. Get Help & Updates

Next

1. Before You Start

Wireless tour guide system with
**1 microphone transmitter &
10 earphones** for museums,
churches, and group events

- Use the included **lanyard** to keep earphone handy and safe
- Not compatible with classic Bluetooth devices
- For clearer voice pickup, connect a headworn mic via AUX
- One transmitter supports up to **100** earphones

[Next](#)

2. Buttons & Indicators

Earphones
connected to
Transmitter:
LED **solid blue**



Single press MFB:
Mute/Unmute
transmitter



Multi-Function Button

[👉 Full Buttons & Indicators Guide](#)

Next



3. How to Charge


- Use the charging dock **OR** a USB-C cable (5V, 1A~2.4A)
- Fully charged: (~2.5 hrs)
Transmitter: Four charging LEDs stay **solid green**.
Earphones: LED turns **off**.
- Playtime:
Transmitter: Up to 10 hrs
Earphone: Up to 20 hrs



Next




4. Use as a Set

- 1 Turn on transmitter and clip on: slide the switch to **ON**.
- 2 Turn on earphones and wear on either ear: hold  until LED is **on**.

 **Connected:**

Earphone LED turns **solid blue**.



-  Keep the earphones and transmitter within 100 m (328 ft).

Next






5. How to Turn On/Off

- **Turn On**

Devices do not auto-turn-on when removed from the base.

Transmitter: Slide the switch to **ON**.

Earphone: Press and hold  until LED turns on.


- **Turn Off**

Transmitter: Slide the switch to **OFF**.

All connected earphones will turn off.

Turn off one earphone:

a. Place it on the powered base.

b. Or Double-press , and hold the second press until LED turns **red**, then off.

Next



< Back



Menu

6. Use Lanyard

Use the included lanyards to keep transmitter and earphones easy to carry and secure.



Next



< Back



Menu

7. FAQ & Troubleshooting

Here are some common questions:

- [No sound through earphones? ↗](#)
- [How to add more earphones? ↗](#)

 [More Troubleshooting & FAQs ↗](#)

Next



8. Get Help & Updates

1. Register Your Product

Extended warranty & get updates.

[Register Your Product](#)

2. Agent Support

Need help? Contact our agents.

 Email

 Call

 Chat

