



# AuraGo(AS70P)

Wireless Audio Receiver



## Interactive User Guide

Version 1.8.1

[Start Setup](#)

< Back



# Main Menu

1. Before You Start
2. Buttons & Indicators
3. Select Receiving Mode
  - A. Classic Bluetooth Mode
  - B. Auracast Mode
  - C. LE Audio Mode
4. Firmware Update
5. FAQ & Troubleshooting
6. Support & Feedback

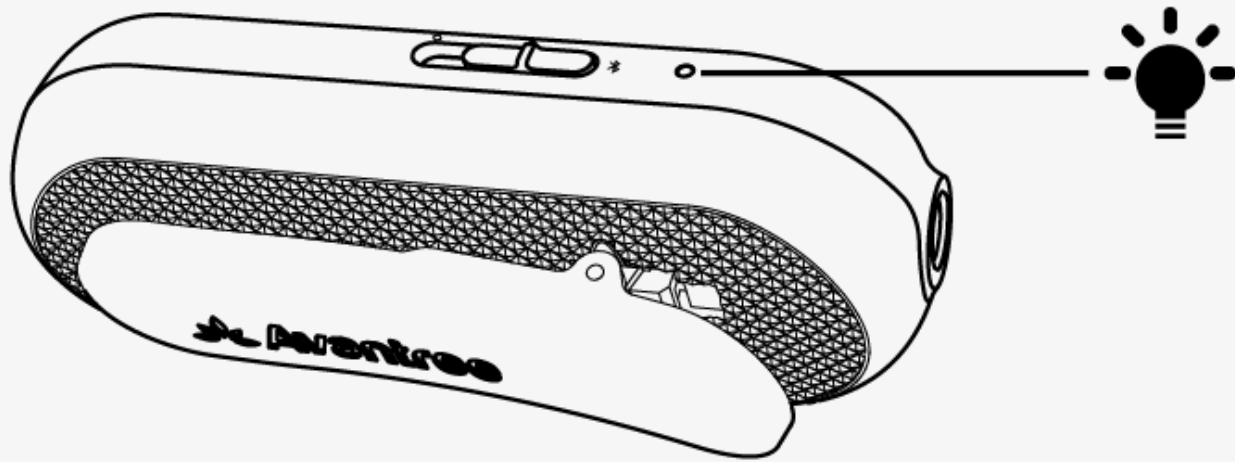
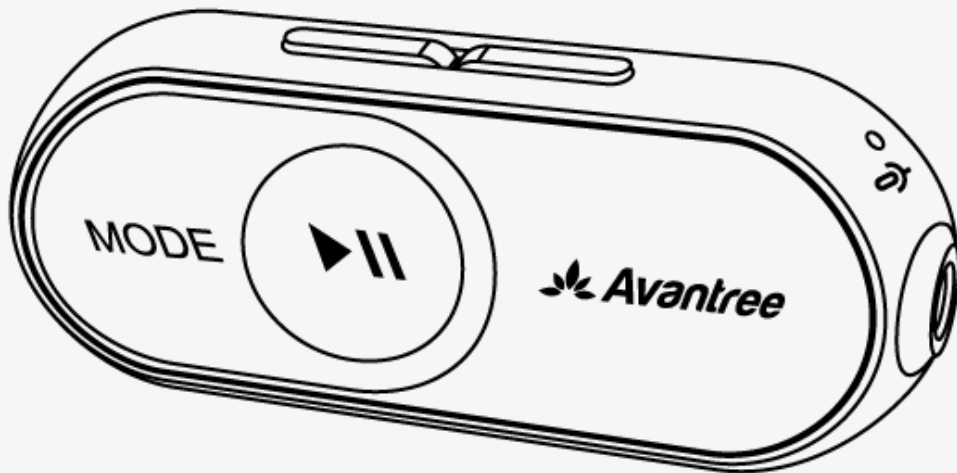
Next

# 1. Before You Start

AS70P is an audio receiver. You can use it to:

- Use with your headphones or speakers:
  - Make wired ones wireless.
  - Upgrade wireless ones to **LE Audio**.
- Stream audio via **Bluetooth** from phones or transmitters.
- Receive **Auracast™ broadcasts** from TVs or public systems.

## 2. Buttons & Indicators



- **Solid blue**
  - ✓ Connected via **Bluetooth** / **LE audio**
- **Solid white (or orange)**
  - ✓ Joined via **Auracast**
- **Blinking red & blue**
  - **Pairing** mode

[👉 Full Buttons & Indicators Guide](#)

Next

< Back



Menu

## 3. Select Receiving Mode

**A**



[Classic Bluetooth](#)

**B**



[Auracast](#)

**C**

**LE**

[LE Audio](#)



## 3A. Bluetooth Mode

- **Universal Compatibility**



Works with **any Bluetooth device**: phones, tablets, TVs, or computers.

- **Best Latency Performance**

Use transmitters supporting **Snapdragon aptX Adaptive** for smooth high-quality, and perfectly synced sound.

 [View compatible aptX Adaptive devices](#) ↗

## A.1 Pair with Bluetooth Device

- 1 Slide  to  and **hold** for 2 seconds.  
→ LED blinks **red** & **blue**
  - 2 On your phone or transmitter, select "Avantree AS70P."
- ✓ Connected: LED turns solid **blue**



Normally, **first power-on** auto-enters pairing mode.

Next

< Back

Menu

## A.2 Plug in headphones

- 1 Plug your headphones into AS70P
- 2 Play audio and enjoy.

**Note:** For 2.5mm headphones (e.g. Bose), use the included adapter.



[👉 Use Auracast mode ↗](#)

[👉 Use LE audio mode ↗](#)

Next



## 3B. Auracast Mode

- **What**

Broadcast audio to multiple headphones or hearing aids  
- **no pairing needed.**

 [Learn more about Auracast.](#) ↗

- **Why**

Perfect for **group listening, travel,**  
or **TV sharing.**

Just **scan & join** like Wi-Fi.

- **Notice**

Works only with Auracast-compatible transmitters.

 [View compatible transmitters](#) ↗

< Back



Menu

## B.1 Join Auracast

Choose how you want to join:

**a**

### Join an Open Broadcast




→ Auto-search and connect directly  
(No code or app needed)

**b**

### Join a Secured Broadcast

→ Connect via Android Auracast Assistant  
(For encrypted broadcasts that require authentication)

## a.1 Join an Open Broadcast

- 1 Slide  to   
→ It **auto-searches** for broadcasts.
  - 2 Automatically joins when found.
-  **Joined:**  
LED turns **solid white** or **orange**.



## a.2 Switch broadcast source

To switch to another Auracast™ broadcast:

- ➊ Press and hold the “+” button for 2 seconds.  
→ LED blinks **blue**.
- ➋ The receiver auto-search and reconnect to a new broadcast.

< Back

Menu

## a.3 Plug in headphones

- 1 Plug your headphones into AS70P
- 2 Play audio and enjoy.

**Note:** For 2.5mm headphones (e.g. Bose), use the included adapter.



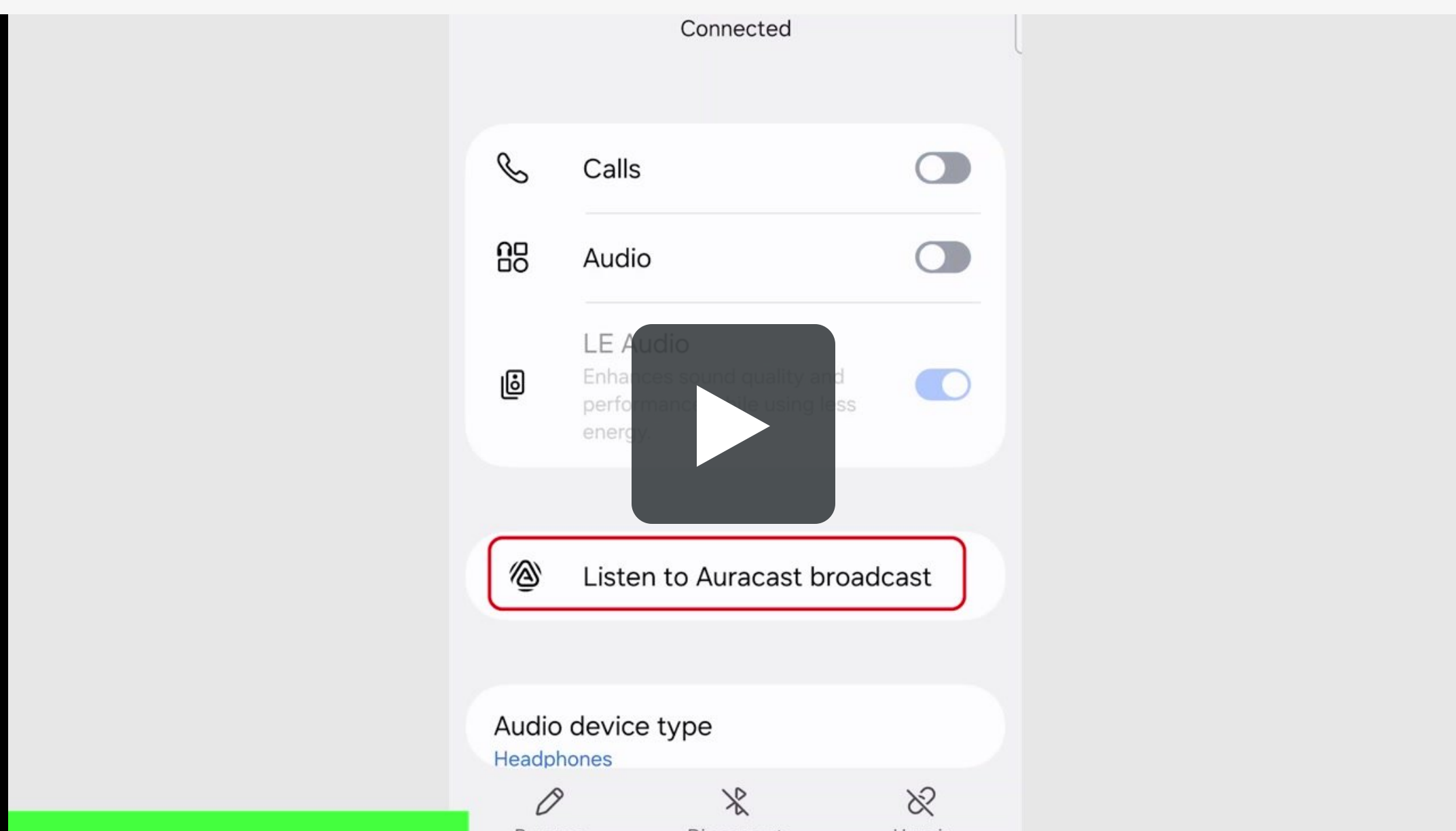
[👉 Use as bluetooth mode ↗](#)

[👉 Use as LE audio mode ↗](#)

Next

## b.1 Join a Secured Broadcast

- 1 Pair AS70P with phone via bluetooth.
- 2 Turn on LE Audio on Phone  
→ tap **Listen to Auracast broadcast**  
→ **Choose** broadcast want to join.
- 3 Enter the broadcast source password



[Find a phone with Auracast Assistant support.](#) (e.g. Samsung S23+, Pixel 8/9)

Next

< Back



Menu

## b.2 Plug in headphones

- 1 Plug your headphones into AS70P
- 2 Play audio and enjoy.



**Note:** For 2.5mm headphones (e.g. Bose), use the included adapter.

[👉 Use bluetooth mode ↗](#)

[👉 Use LE audio mode ↗](#)

Next

## 3C. LE Audio Mode

- **What**

Next-gen Bluetooth for better sound, lower delay, and longer battery life.

 [Learn more about LE Audio.](#) ↗

- **Why**

Ideal for **music, calls,** and **gaming** - enjoy **crystal-clear voice** and smooth streaming.

- **Notice**

Works only with Unicast-compatible transmitters.

 [View compatible transmitters](#) ↗

## C.1 Connect via LE Audio

### e.g. Samsung S24

❶ Connet AS70P to your phone via classic Bluetooth.  
(How to: [See Section 3A](#))

❷ Tap  and enable LE Audio.

Make sure the device you want to connect to is in pairing mode. Your phone (巴拉的 S24) is currently visible to nearby devices.

#### Paired devices



Avantree AS70P

Connected for calls and audio, 86% battery remaining



#### Available devices



Avantalk Infinity NC



Avantalk Infinity NC 1



Avantalk Infinity NC 1

## c.2 Plug in headphones

- 1 Plug your headphones into AS70P
- 2 Play audio and enjoy.

**Note:** For 2.5mm headphones (e.g. Bose), use the included adapter.



[👉 Use Bluetooth mode ↗](#)

[👉 Use Auracast mode ↗](#)

Next

< Back



Menu

## 4. Firmware Update

We release updates to improve performance and add features.

[Register your product](#) ↗

for notifications, or check the

[Firmware Updates Page](#) ↗

Next



## 5. FAQ & Troubleshooting

- [Can't pair? ↗](#)
- [Can't power off the AS70P? ↗](#)
- [How do I reset /clear pairing history? ↗](#)

 [More FAQ & Troubleshooting ↗](#)

## 6. Support & Feedback

### 1. Register Your Product

Extended warranty & get updates.

[Register Your Product](#)

### 2. Agent Support

Need help? Contact our agents.

 Email

 Call


 Chat

### 3. Share Feedback


How do you feel about this guide?



**Bad**



**Okay**



**Good**